




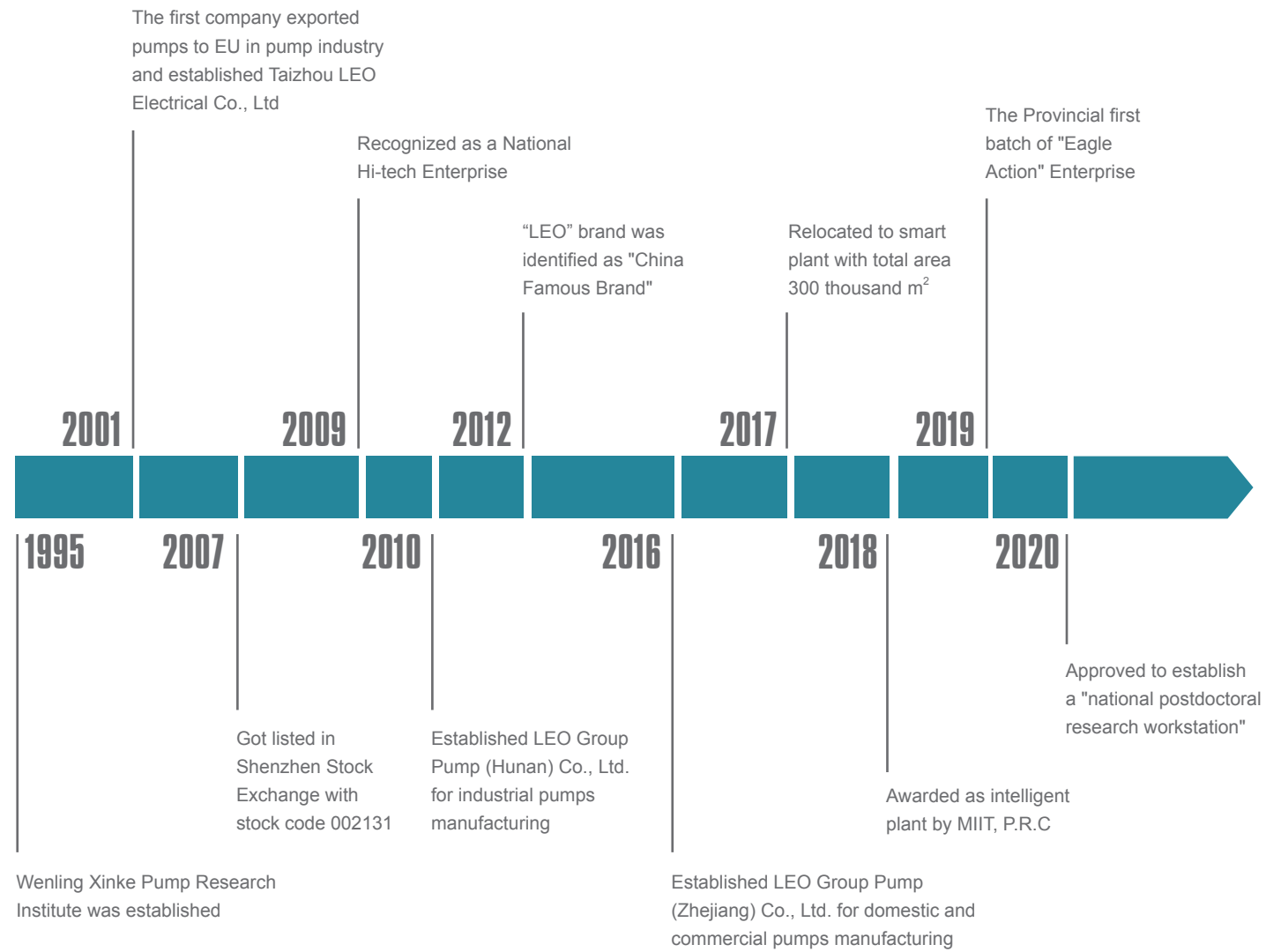
Product Catalogue



4" Submersible Borehole Pump



HISTORY



TO KNOW LEO



1st LISTED PUMP MANUFACTURER

850 ENGINEERS AND **4000** EMPLOYEES IN TOTAL

GLOBAL AUTHORIZED DISTRIBUTOR OVER **140** COUNTRIES AND REGIONS

MORE THAN **15,000** SALES OUTLETS SERVED OVER **500** MILLION USERS

OVER **6,000,000** PUMPS PRODUCED YEARLY



NUMEROUS MEMBERS, ONE FAMILY

Based on market segment, LEO's pump business is divided into 5 fields, namely water conservancy & water resources, power station, petrochemical industry, mining & metallurgical industry and civilian applications. For each field there's a professional manufacturing base with relevant professional sales teams. Two pump manufacturing bases, LEO Group Pump (Hunan) and Dalian LEO Pump are all well-known industrial pump manufacturers in their own fields. With over 70 years' industrial pump manufacturing experience and extraordinary comprehensive strength, LEO has become a leading company among all industrial pump manufacturers in China.

Pump Manufacturing Base for Domestic and Commercial Applications (Wenling City, Zhejiang Province)



Area: Around 246,666 m²

Product scope: Peripheral Pump, Jet Pump, Centrifugal Pump, Garden Submersible Pump, Fountain Pump, Pool Pump, Domestic Lifting Pump, Gasoline Engine Pump, Diesel Engine Pump, Submersible Pump, Submersible Borehole Pump, Submersible Sewage Pump, Stainless Steel Vertical Multistage Pump, etc.

Pump Manufacturing Base for General Industrial Pumps (Xiangtan City, Hunan Province)



Area: Around 92,635 m²

Product scope: Large Mixed Flow And Axial Flow Pump (vertical, horizontal, oblique, tubular, submersible etc.), Double-Suction Centrifugal Pump, Multistage Centrifugal Pump, Slurry Pump, Desulphurization Pump And Submersible Centrifugal Pump. Products are mainly used in mine, metallurgy, coal washing, FGD, municipal water etc.

Pump Manufacturing Base for Petrochemical Industry (Dalian City, Liaoning Province)



Area: Around 10,000 m²

Product Scope: Petrochemical Pumps, specializes in R&D, design of pumps of petro chemistry, coal chemical industry, long-distance transport pipes, energy resources, fine chemicals industry, etc. Design and develop software and large laboratories, explore liquid transport schemes under severe conditions and solve the difficult projects of ultralow temperature, high temperature high pressure, low cavitation, highly corrosive, energy recovery, etc.


Pump Range



● Peripheral Pump




● Self-Priming Peripheral Pump



● Jet Pump



● Jet Pump for Deep Wells



● Centrifugal Pump



● Multistage Centrifugal Pump




● Self-Priming Centrifugal Pump



● Stainless Steel Multistage Centrifugal Pump



● Stainless Steel Centrifugal Pump



● Submersible Pump



● Stainless Steel Submersible Pump



● Flexible Shaft Pump



● Domestic Lifting Station



● Pool Pump



● Fountain Pump



● Garden Submersible Pump




● Garden Jet Pump



● Garden Pressure System



● Petrol Lawnmowers



● Gasoline Pressure Washers




● Booster Pump/Circulation Pump



● Wall-Mounted Gas Boiler Pump

Pump Range



● Stainless Steel Horizontal Multistage Pump



● Stainless Steel Horizontal Multistage Pump



● Semi-open Impeller Stainless Steel Centrifugal Pump



● Semi-open Impeller Stainless Steel Centrifugal Pump



● Intelligent Pressure Booster System



● Permanent Magnet Intelligent Booster



● Standard Centrifugal Pump



● Stainless Steel Standard Centrifugal Pump




● Submersible Sewage Pump



● Submersible Sewage Pump



● Submersible Dewatering Pump



● Submersible Slurry Pump



● Vertical In-line Pump



● Stainless Steel Vertical Multistage Pump



● Pressure Booster System



● End Suction Centrifugal Pump



● End Suction Centrifugal Pump



● Gasoline/Diesel Water Pump



● Generators



● Submersible Borehole Pump



● Submersible Borehole Pump



● Solar Submersible Pump Systems



● Solar Submersible Pump Systems

4LST

Applications

- Suitable for clean water that contain sand (up to 0.1%)
- For water supply from wells or reservoirs
- For domestic use and industrial applications
- For garden use and irrigation

Operating Conditions

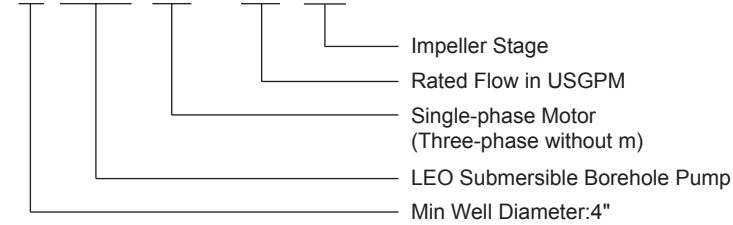
- Max. solid content: 0.1%
- Max. chlorine content: 400 mg/L
- PH value: 6.5 ~ 8.0
- Min. well diameter: 4"

Pump Feature

- Sand resistant construction
- NEMA dimension standards
- AISI 304 adapter
- AISI 304 discharge head
- AISI 304 pump casing
- AISI 304 non-return valve
- Equipped with start control box for single phase model
Digital auto-control box available on request for three phase model

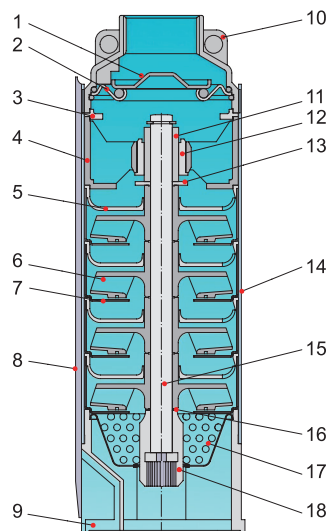
Identification Codes

4 LST m - 05 10



Material Table

Item No.	Part Name	Material
1	Valve	AISI304SS
2	Valve seat	AISI304SS
3	Coupling ring	PC
4	Seat assembly	PC
5	Diffuser	PC
6	Impeller	PPO
7	Bowl	AISI304SS
8	Cable guard	AISI304SS
9	Motor adapter	AISI304SS
10	Discharge head	AISI304SS
11	Shaft sleeve	AISI304SS
12	Bush bearing	PU
13	Washer	AISI304SS
14	Out casing	AISI304SS
15	Shaft	AISI304SS
16	Adjusting washer	AISI304SS
17	Strainer	AISI304SS
18	Coupling spline	AISI304SS



Discharge Head & Motor Adaptor

Precision machined cast AISI304 for superior strength and durability. NEMA standard adaptor.

Check Valve

Made of AISI304, installed in discharge head to eliminate pump damage due to water hammer.

Strainer

Non-collapsible stamped AISI304 with generous water passage for maximum design flow.

Floating Impeller

Non-recycled reinforced PPO with high wear resistance.

Bowl

Made of AISI304, for superior strength and abrasive resistance.

Hex Shaft Design

Six sided shafts made of AISI304 ensure strength & high corrosion resistance.

AISI304 Shaft Coupling

Good rigidity easy alignment to motor shaft.

Bush Bearing

Made of polyurethane(PU) for strong wear and abrasive resistance.

Pump Casing

1.5mm thick polished AISI304, ensure optimum resistance to abrasion.



Discharge Head
(Check valve inside)



Diffuser



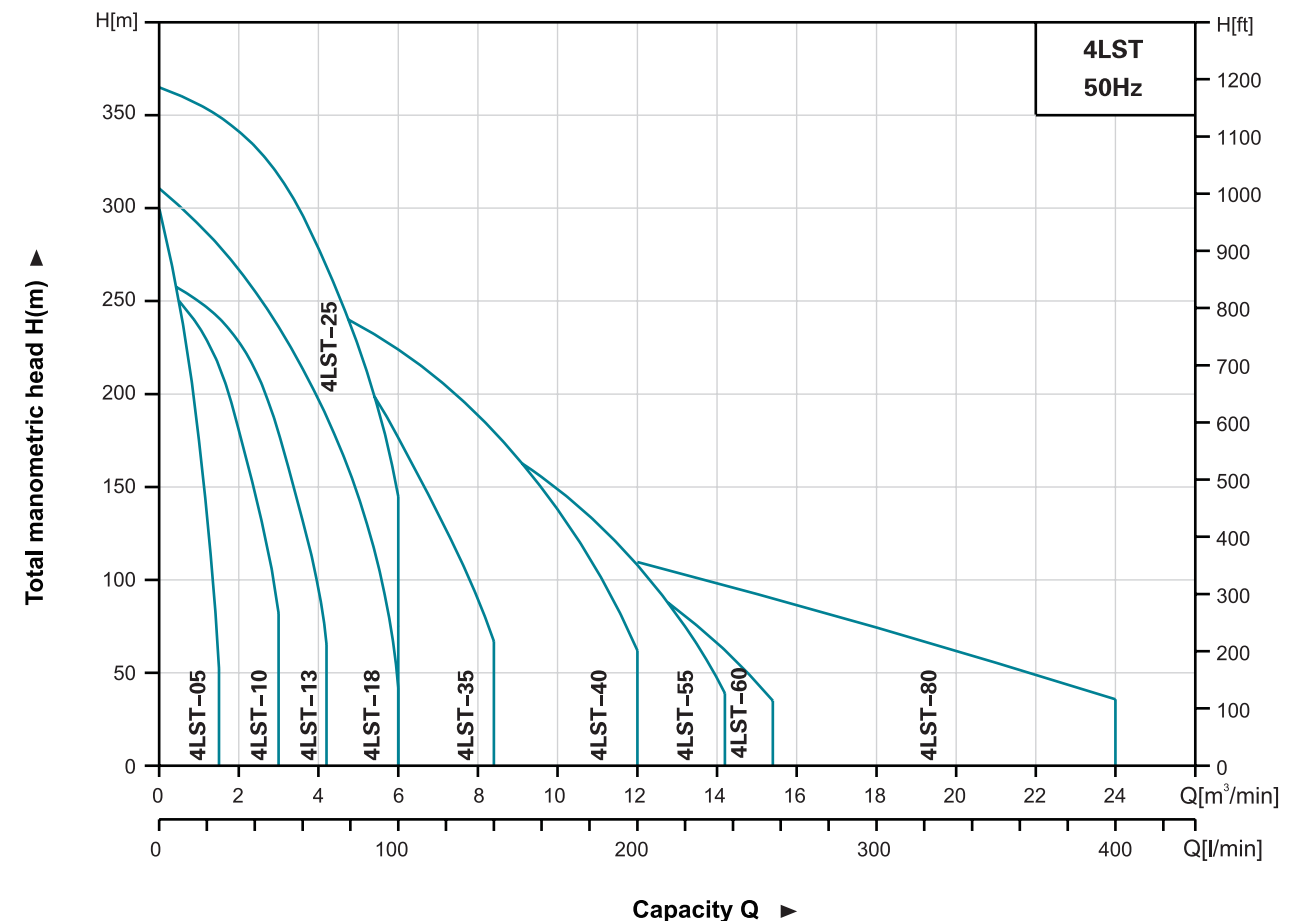
Impeller



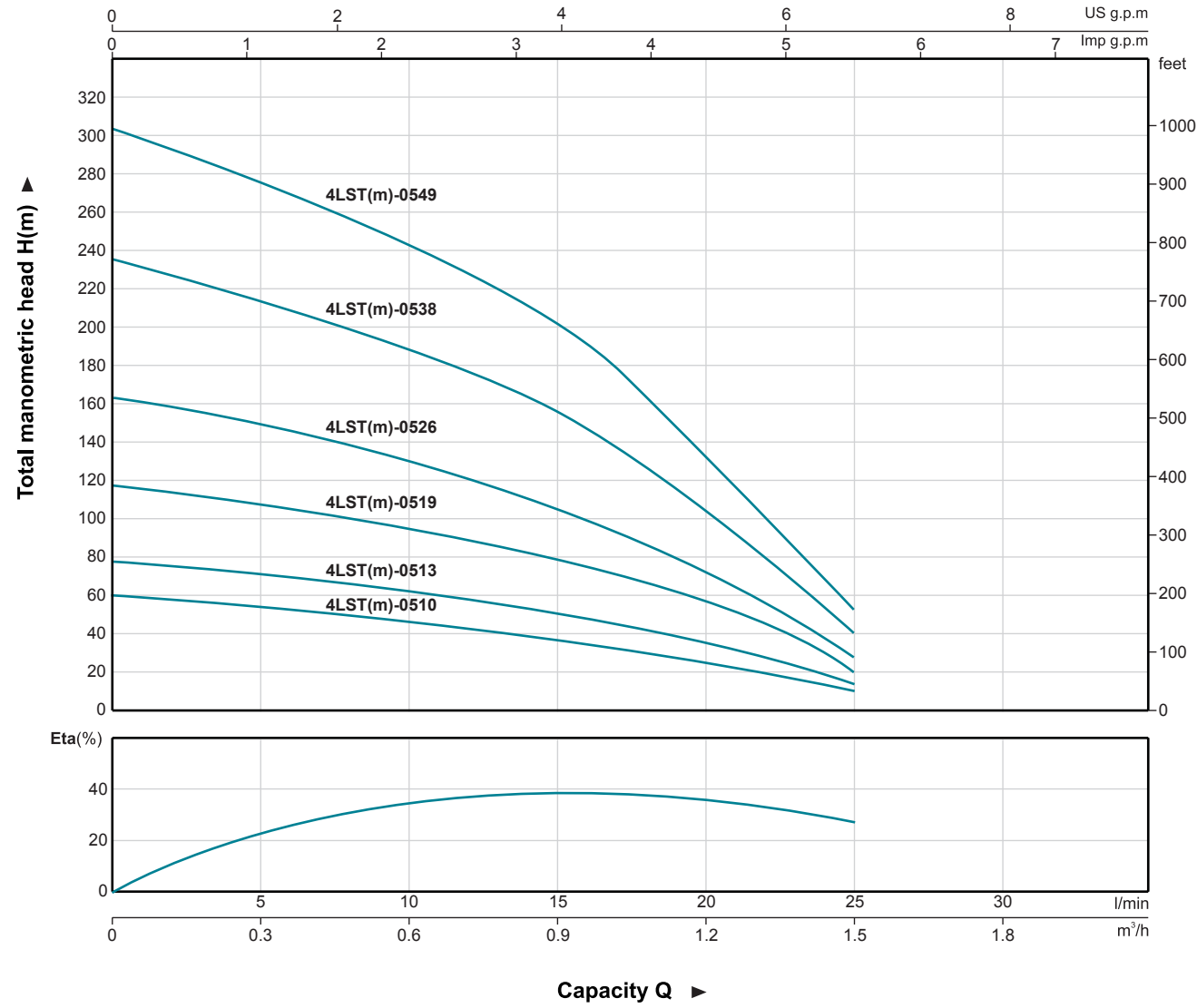
Bowl



Motor Adaptor
(Strainer inside)



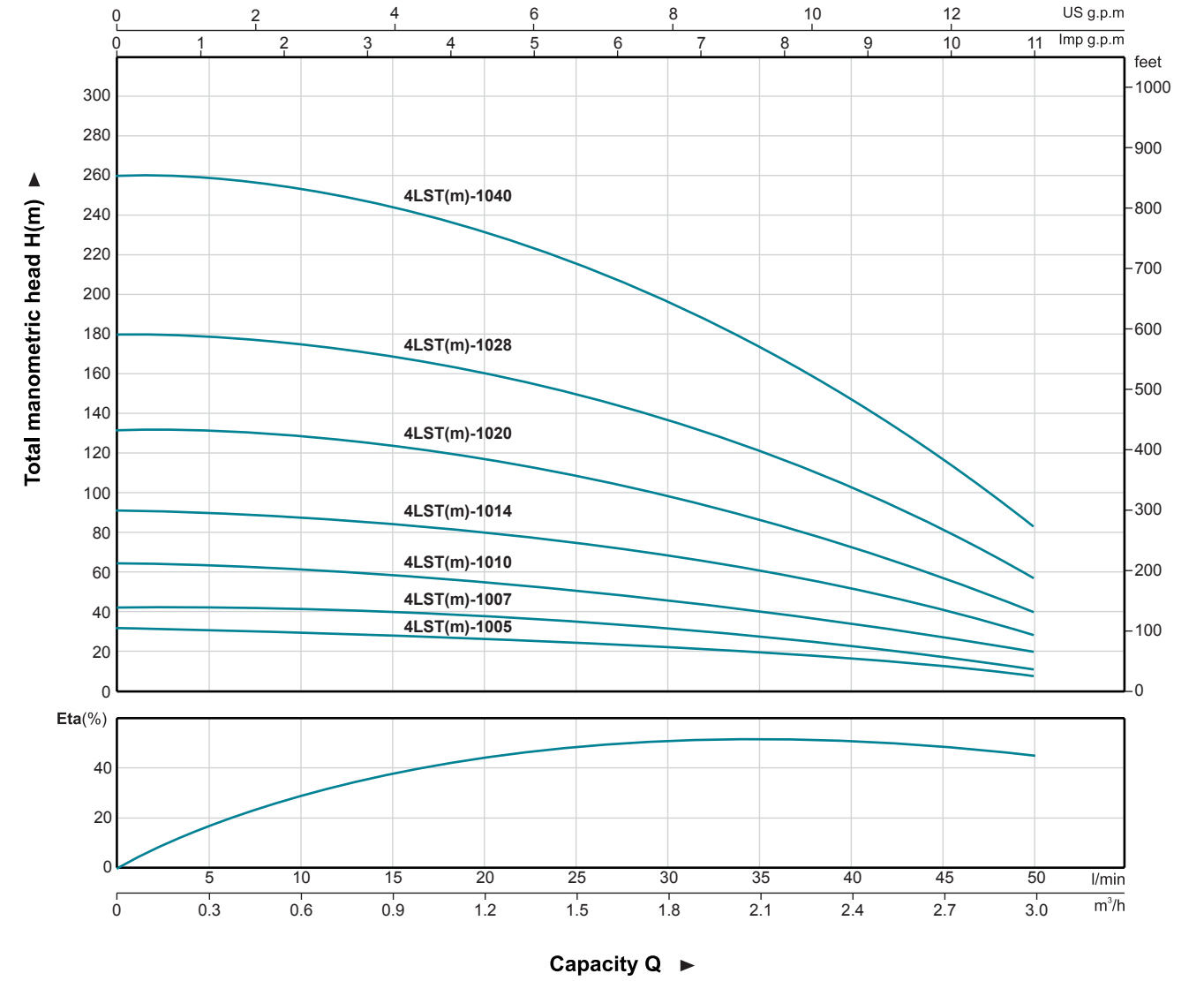
4LST 05



Technical Data

MODEL		P ₂		DELIVERY n ≈ 2850 1/min						
Single Phase	Three Phase	kW	HP	Q m³/h l/min	0	0.3	0.6	0.9	1.2	1.5
4LSTm-0510	4LST-0510	0.37	0.5	H(m)	60	55	46	38	26	11
4LSTm-0513	4LST-0513	0.37	0.5		78	72	62	50	38	14
4LSTm-0519	4LST-0519	0.55	0.75		118	108	95	79	58	21
4LSTm-0526	4LST-0526	0.75	1.0		161	147	130	107	74	28
4LSTm-0538	4LST-0538	1.1	1.5		235	215	188	156	103	41
4LSTm-0549	4LST-0549	1.5	2.0		303	275	241	201	132	53

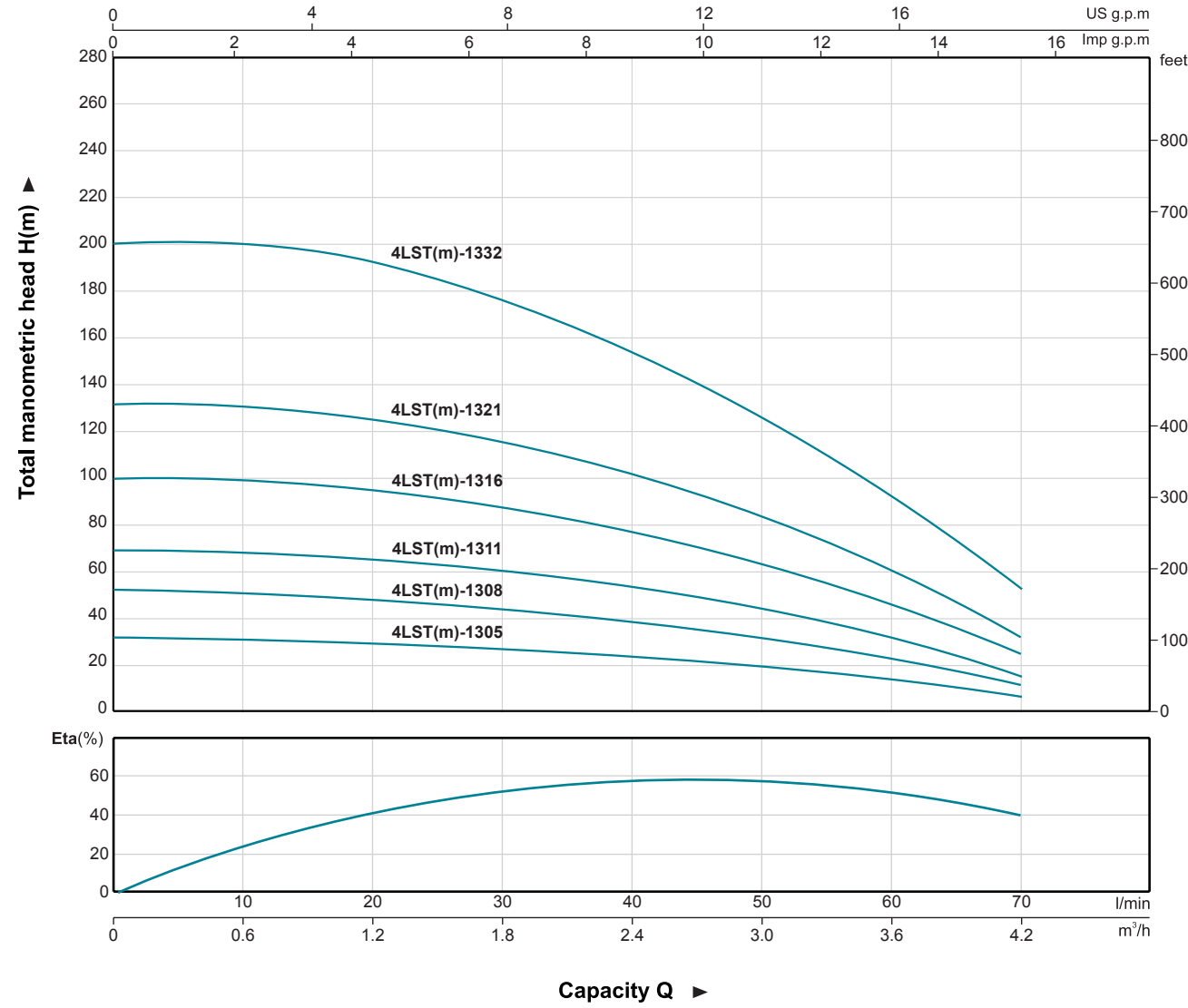
4LST 10



Technical Data

MODEL		P ₂		DELIVERY n ≈ 2850 1/min									
Single Phase	Three Phase	kW	HP	Q m³/h l/min	0	0.9	1.2	1.5	1.8	2.1	2.4	2.7	3.0
4LSTm-1005	4LST-1005	0.37	0.5	H(m)	32	30	27	25	24	21	17	13	10
4LSTm-1007	4LST-1007	0.37	0.5		45	42	38	35	33	29	24	19	14
4LSTm-1010	4LST-1010	0.55	0.75		66	60	55	52	49	44	38	29	21
4LSTm-1014	4LST-1014	0.75	1.0		92	84	77	76	69	62	53	41	29
4LSTm-1020	4LST-1020	1.1	1.5		132	124	114	109	99	88	76	58	41
4LSTm-1028	4LST-1028	1.5	2.0		180	170	160	151	138	122	105	81	58
4LSTm-1040	4LST-1040	2.2	3.0		260	243	230	215	199	174	150	116	83

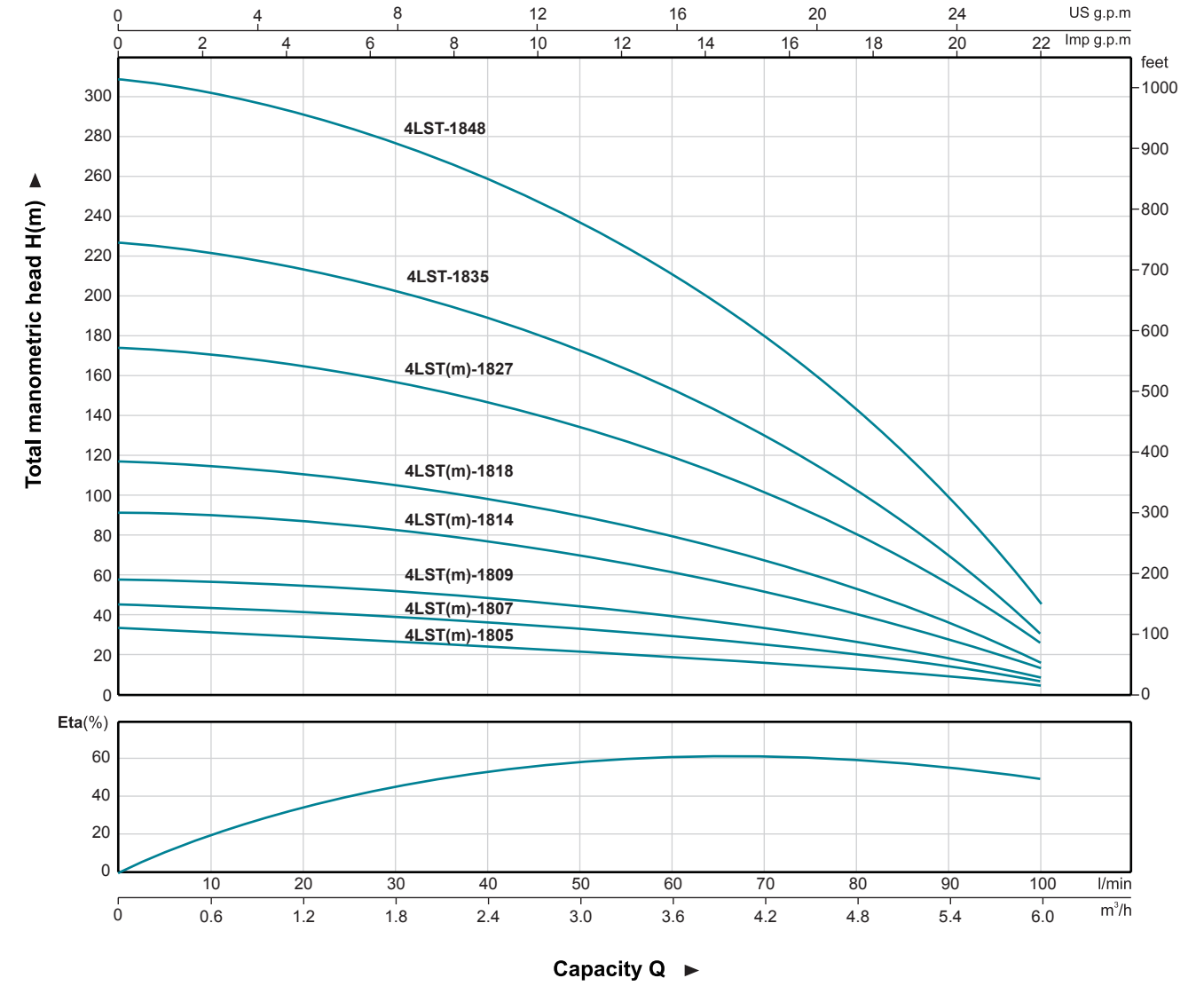
4LST 13



Technical Data

MODEL		P ₂		DELIVERY n ≈ 2850 1/min										
Single Phase	Three Phase	kW	HP	Q m³/h l/min	0	1.2	1.5	1.8	2.1	2.4	2.7	3.0	3.6	4.2
					0	20	25	30	35	40	45	50	60	70
4LSTm-1305	4LST-1305	0.37	0.5	H(m)	31	29	28	27	25	23	21	19	14	7
4LSTm-1308	4LST-1308	0.55	0.75		51	47	46	44	42	38	35	32	22	12
4LSTm-1311	4LST-1311	0.75	1.0		69	65	63	60	57	52	48	45	31	16
4LSTm-1316	4LST-1316	1.1	1.5		100	94	92	88	83	76	70	64	45	24
4LSTm-1321	4LST-1321	1.5	2.0		131	124	121	116	109	99	92	85	59	32
4LSTm-1332	4LST-1332	2.2	3.0		200	189	187	176	166	152	141	126	91	49

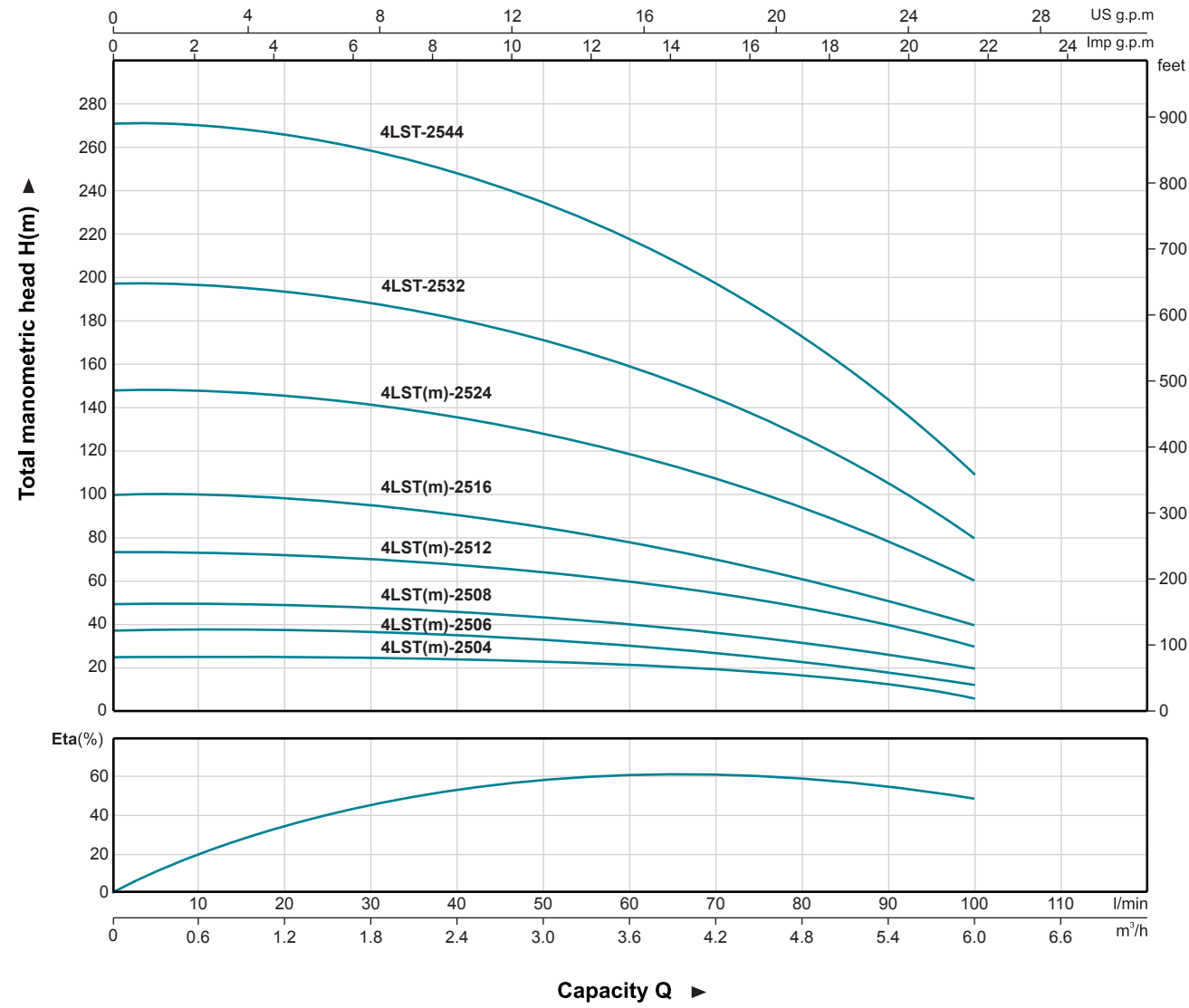
4LST 18



Technical Data

MODEL		P ₂		DELIVERY n ≈ 2850 1/min												
Single Phase	Three Phase	kW	HP	Q m³/h l/min	0	1.5	1.8	2.4	2.7	3.0	3.6	4.2	4.8	5.4	6.0	
					0	25	30	40	45	50	60	70	80	90	100	
4LSTm-1805	4LST-1805	0.37	0.5	H(m)	31	28	27	25	24	23	21	17	13	9	3	
4LSTm-1807	4LST-1807	0.55	0.75		45	42	41	38	36	35	31	27	20	13	6	
4LSTm-1809	4LST-1809	0.75	1.0		58	53	52	49	46	45	40	34	26	17	8	
4LSTm-1814	4LST-1814	1.1	1.5		91	83	82	77	72	70	63	53	41	27	12	
4LSTm-1818	4LST-1818	1.5	2.0		117	107	104	98	93	89	80	67	54	35	15	
4LSTm-1827	4LST-1827	2.2	3.0		175	160	156	147	141	133	120	101	81	53	25	
-	4LST-1835	3	4.0		227	207	202	191	182	173	156	131	103	69	32	
-	4LST-1848	4	5.5		309	284	277	260	247	237	213	180	141	95	44	

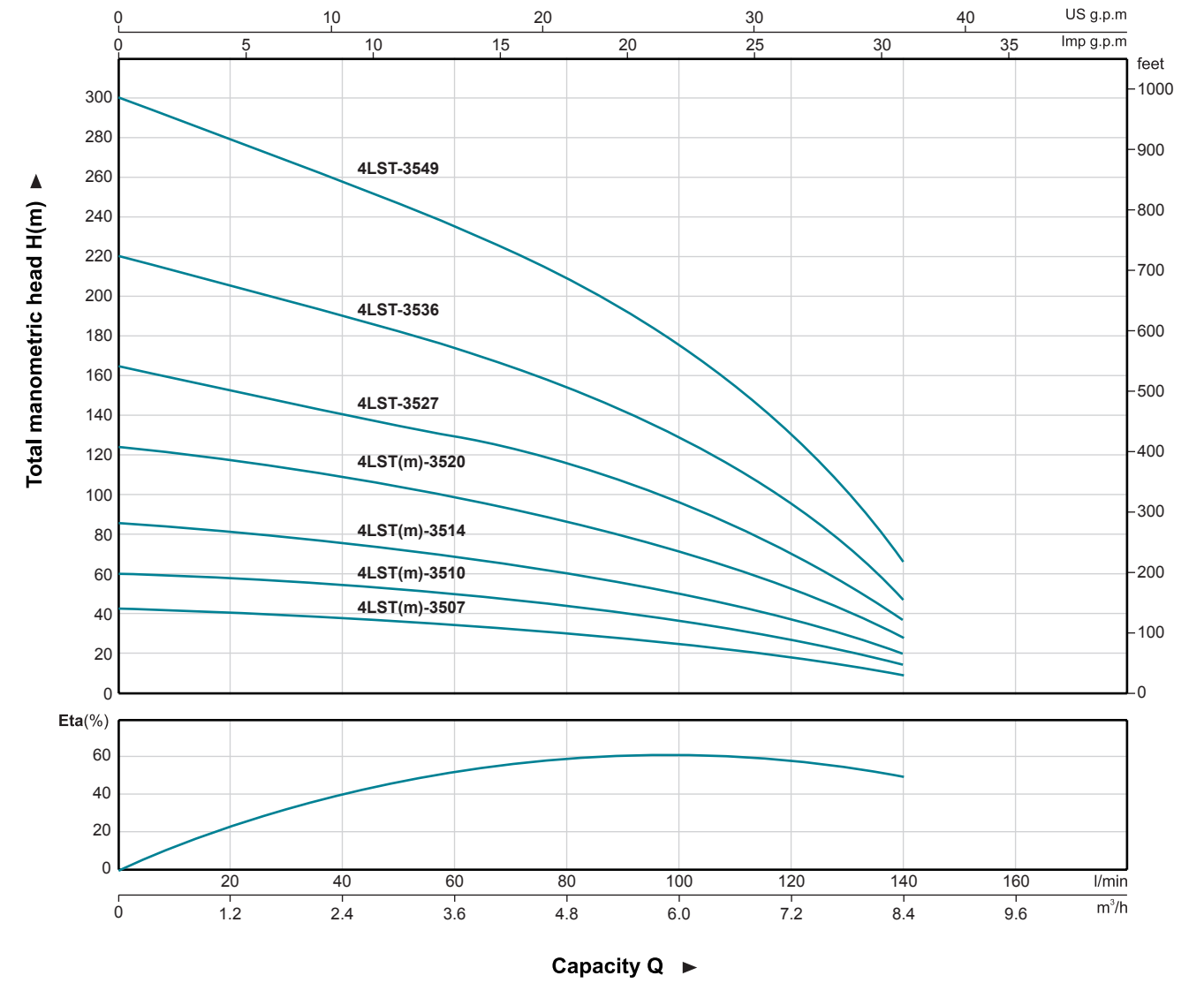
4LST 25



Technical Data

MODEL		P ₂		DELIVERY n≈2850 1/min												
Single Phase	Three Phase	kW	HP	Q m ³ /h l/min	0	2.1	2.4	2.7	3.0	3.6	4.2	4.8	5.4	6.0		
4LSTm-2504	4LST-2504	0.37	0.5	H(m)	25	23	22	22	21	20	18	16	13	7		
4LSTm-2506	4LST-2506	0.55	0.75		37	34	34	33	32	30	26	24	20	12		
4LSTm-2508	4LST-2508	0.75	1.0		50	46	45	44	43	40	35	32	26	18		
4LSTm-2512	4LST-2512	1.1	1.5		74	69	67	66	64	59	53	47	39	30		
4LSTm-2516	4LST-2516	1.5	2.0		99	92	90	88	85	79	70	62	52	40		
4LSTm-2524	4LST-2524	2.2	3.0		149	139	135	132	129	119	108	94	78	60		
-	4LST-2532	3	4.0		198	185	179	176	170	159	144	125	104	80		
-	4LST-2544	4	5.5		272	253	243	241	233	216	198	172	143	110		

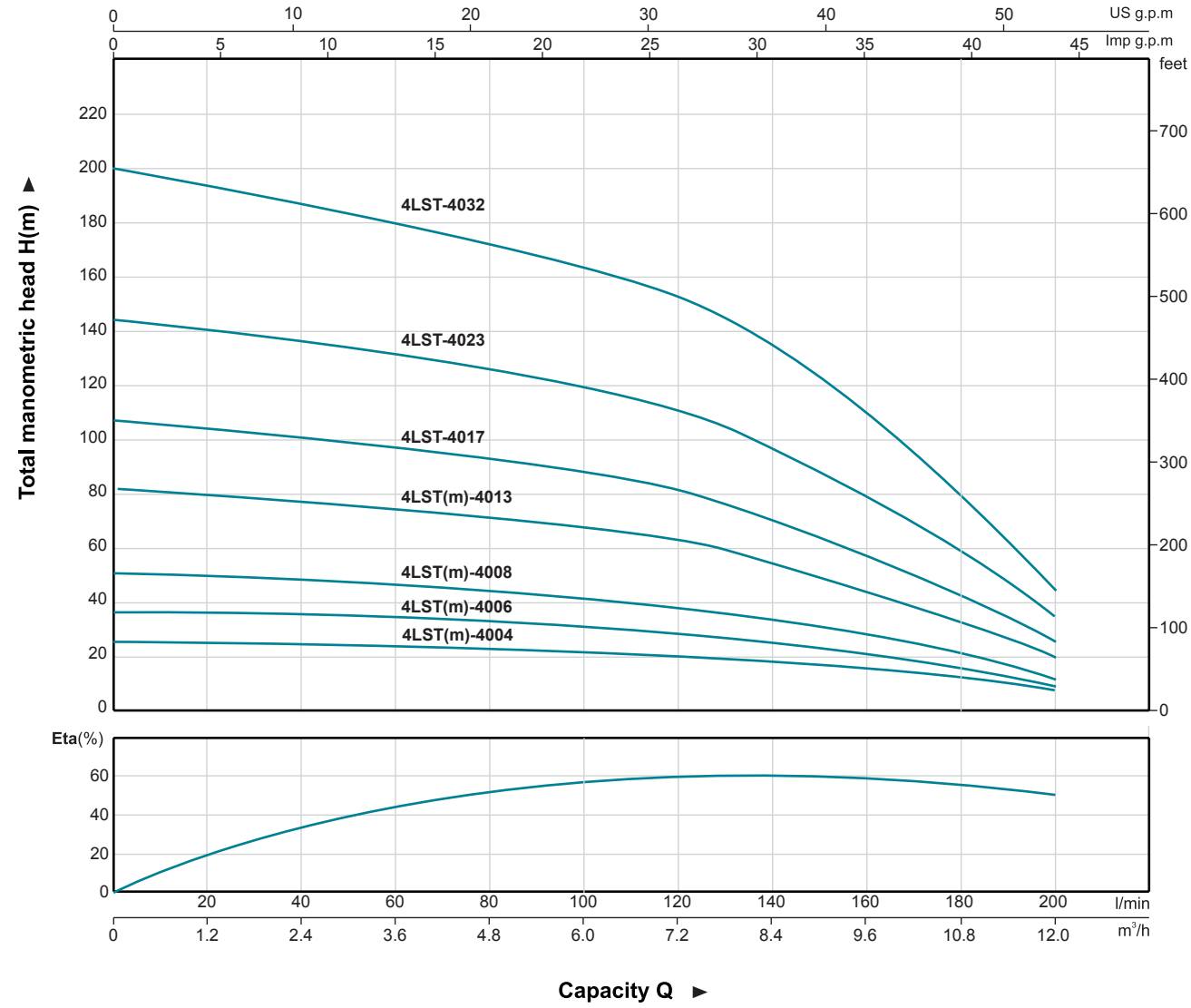
4LST 35



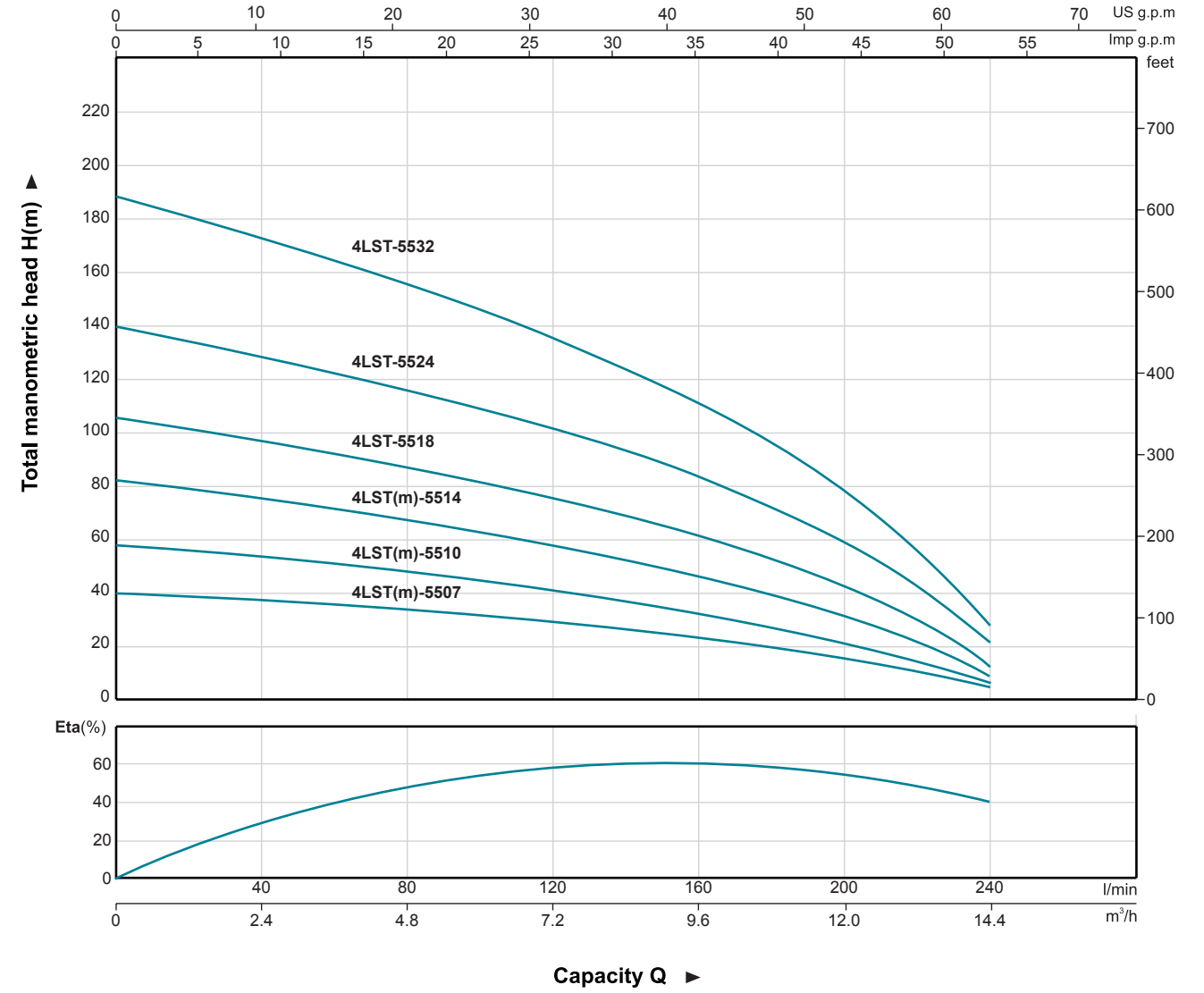
Technical Data

MODEL		P ₂		DELIVERY n≈2850 1/min												
Single Phase	Three Phase	kW	HP	Q m ³ /h l/min	0	3.0	3.6	4.2	4.8	5.4	6.0	7.2	8.4			
4LSTm-3507	4LST-3507	0.75	1.0	H(m)	42	36	34	32	30	27	25	18	10			
4LSTm-3510	4LST-3510	1.1	1.5		60	51	48	46	43	40	36	26	14			
4LSTm-3514	4LST-3514	1.5	2.0		86	71	67	65	60	56	50	36	19			
4LSTm-3520	4LST-3520	2.2	3.0		123	103	96	94	86	81	72	53	28			
-	4LST-3527	3	4.0		165	136	129	126	116	109	96	70	36			
-	4LST-3536	4	5.5		221	181	172	168	154	146	129	93	49			
-	4LST-3549	5.5	7.5		301	246	234	228	210	199	175	127	67			

4LST 40



4LST 55



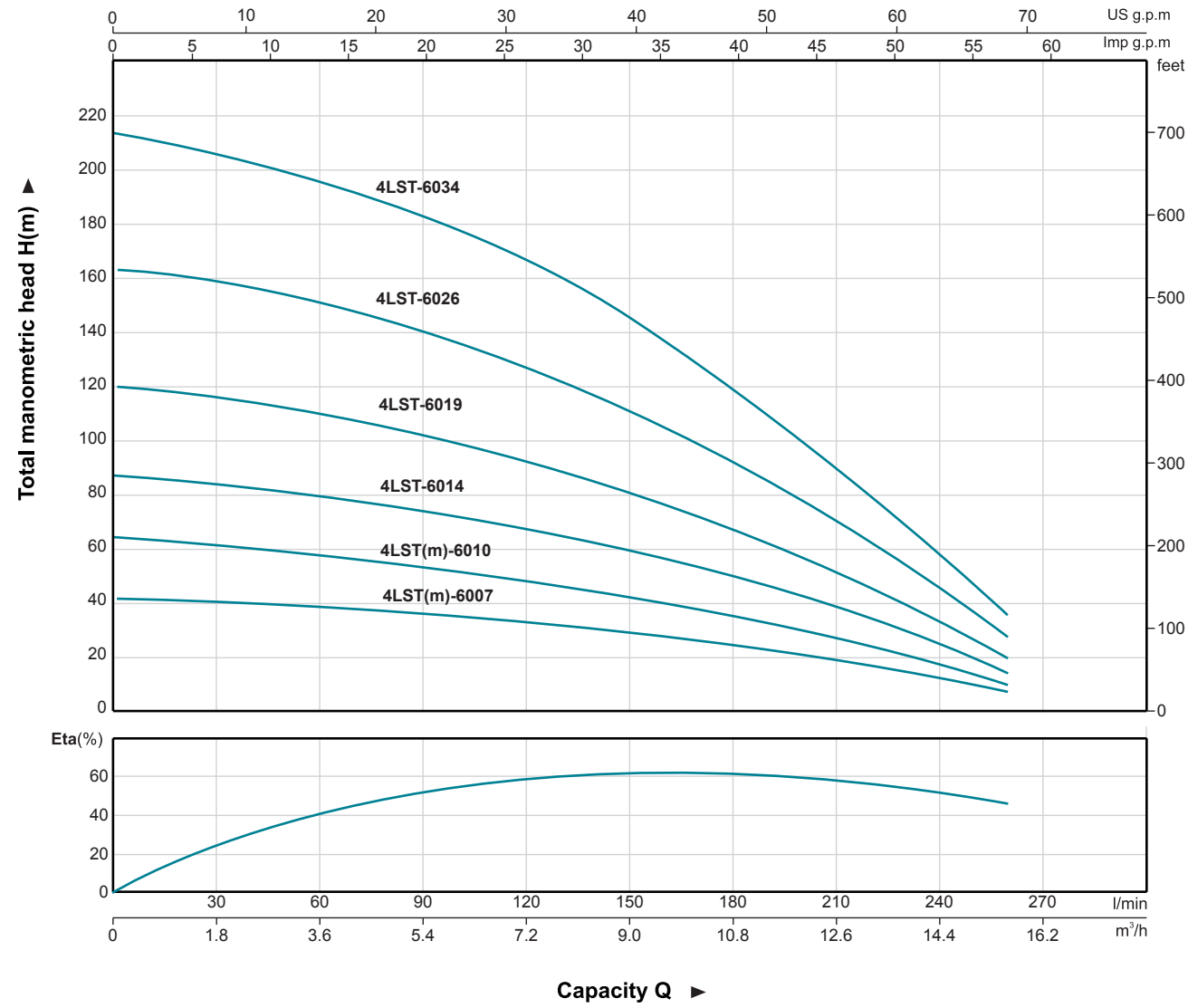
Technical Data

MODEL		P ₂		DELIVERY n ≈ 2850 1/min										
Single Phase	Three Phase	kW	HP	Q m³/h l/min	0	4.8	5.4	6.0	7.2	8.4	9.6	10.8	12	
					0	80	90	100	120	140	160	180	200	
4LSTm-4004	4LST-4004	0.75	1.0	H(m)	25	22	21	21	19	17	13	11	6	
4LSTm-4006	4LST-4006	1.1	1.5		37	33	32	31	29	25	20	16	9	
4LSTm-4008	4LST-4008	1.5	2.0		50	44	43	41	38	34	27	21	12	
4LSTm-4013	4LST-4013	2.2	3.0		82	71	69	67	62	54	43	34	19	
-	4LST-4017	3	4.0		107	92	90	88	81	71	57	45	25	
-	4LST-4023	4	5.5		144	124	123	120	110	96	77	61	35	
-	4LST-4032	5.5	7.5		200	171	167	162	152	132	106	82	45	

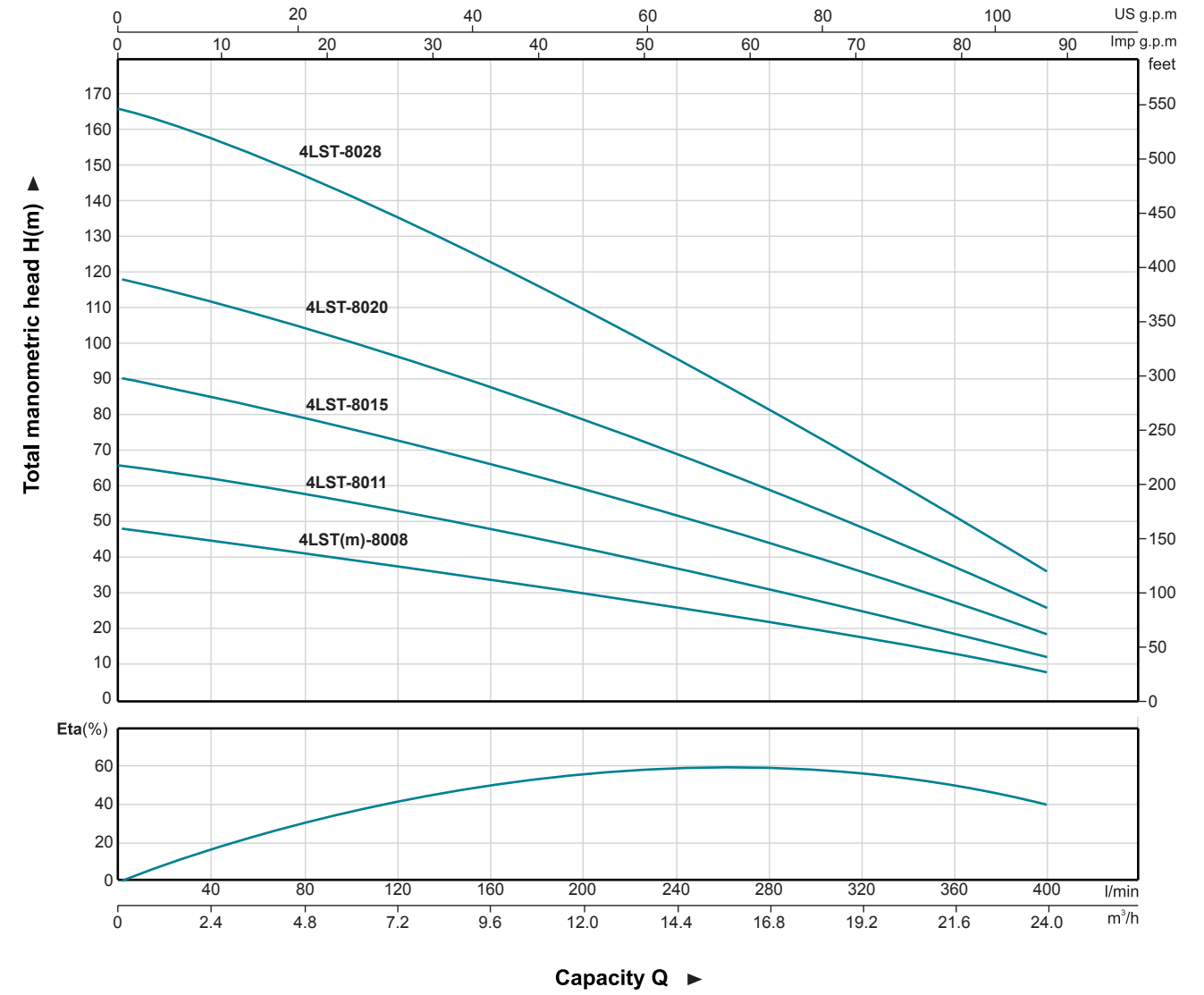
Technical Data

MODEL		P ₂		DELIVERY n ≈ 2850 1/min												
Single Phase	Three Phase	kW	HP	Q m³/h l/min	0	5.4	6.0	7.2	8.4	9.6	10.8	12	13.2	14.4		
					0	90	100	120	140	160	180	200	220	240		
4LSTm-5507	4LST-5507	1.1	1.5	H(m)	40	32	31	28	25	22	19	14	10	4		
4LSTm-5510	4LST-5510	1.5	2.0		58	45	44	40	35	32	27	20	15	6		
4LSTm-5514	4LST-5514	2.2	3.0		81	64	62	58	52	46	40	31	21	9		
-	4LST-5518	3	4.0		104	85	82	75	68	62	54	43	29	12		
-	4LST-5524	4	5.5		139	114	109	101	92	83	73	58	41	21		
-	4LST-5532	5.5	7.5		187	151	145	134	122	110	97	78	54	28		

4LST 60



4LST 80



Technical Data

MODEL		P ₂		DELIVERY n ≈ 2850 1/min										
Single Phase	Three Phase	kW	HP	Q m³/h l/min	0	6.0	7.2	8.4	9.6	10.8	12	13.2	14.4	15.6
					0	100	120	140	160	180	200	220	240	260
4LSTm-6007	4LST-6007	1.5	2.0	H(m)	43	35	33	31	27	24	20	15	11	7
4LSTm-6010	4LST-6010	2.2	3.0		63	50	49	45	40	35	30	22	17	10
-	4LST-6014	3	4.0		87	70	68	63	56	48	41	32	24	15
-	4LST-6019	4	5.5		120	98	93	86	76	66	56	45	33	20
-	4LST-6026	5.5	7.5		163	134	127	117	104	90	77	62	45	27
-	4LST-6034	7.5	10		213	175	166	153	136	117	100	81	59	35

Technical Data

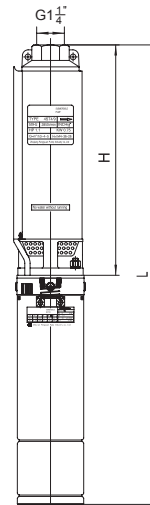
MODEL		P ₂		DELIVERY n ≈ 2850 1/min													
Single Phase	Three Phase	kW	HP	Q m³/h l/min	0	8.4	10.8	13.2	14.4	15.6	18	19.2	21.6	24			
					0	140	180	220	240	260	300	320	340	400			
4LSTm-8008	4LST-8008	2.2	3.0	H(m)	48	37	33	29	27	26	21	19	14	9			
-	4LST-8011	3	4.0		66	52	46	40	37	35	29	27	20	13			
-	4LST-8015	4	5.5		90	70	62	55	51	48	40	37	29	19			
-	4LST-8020	5.5	7.5		118	93	83	73	68	64	53	49	39	26			
-	4LST-8028	7.5	10		165	130	116	102	95	89	74	68	54	36			

Dimension & Weight

Motor and pump packaged separately. Can be packaged together when needed

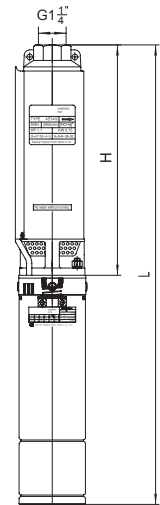
4LST 05

Model	H (mm)	L (mm)	NW (kgs)		Gross weight(kg)		Packing dimension (mm)	
			H	L	Pump Part	Motor Part	Pump Part	Motor Part
4LSTm-0510	332	665	3.2	10.7	3.6	8.6	390x120x140	410x130x150
4LSTm-0513	382	715	3.7	11.2	4.2	8.6	450x120x140	410x130x150
4LSTm-0519	481	834	4.7	13.0	5.2	9.5	515x120x140	420x130x150
4LSTm-0526	596	974	5.8	14.8	6.4	10.2	645x120x140	460x130x150
4LSTm-0538	870	1274	8.1	19.1	9.0	11.3	890x120x140	510x130x150
4LSTm-0549	1052	1524	10.5	22.9	11.6	12.7	1080x120x140	540x130x150
4LST-0510	332	665	3.2	9.7	3.6	7.4	390x120x140	400x130x150
4LST-0513	382	715	3.7	10.2	4.2	7.4	450x120x140	400x130x150
4LST-0519	481	814	4.7	12.0	5.2	8.4	515x120x140	410x130x150
4LST-0526	596	959	5.8	14.5	6.4	9.9	645x120x140	440x130x150
4LST-0538	870	1239	8.1	17.8	9.0	10.2	890x120x140	475x130x150
4LST-0549	1052	1494	10.5	21.6	11.6	11.3	1080x120x140	510x130x150



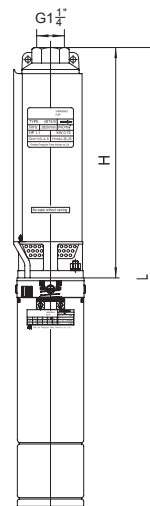
4LST 13

Model	H (mm)	L (mm)	NW (kgs)		Gross weight(kg)		Packing dimension (mm)	
			H	L	Pump Part	Motor Part	Pump Part	Motor Part
4LSTm-1305	265	598	2.4	9.9	2.7	8.6	300x120x140	410x130x150
4LSTm-1308	323	676	2.9	11.2	3.3	9.5	390x120x140	420x130x150
4LSTm-1311	382	760	3.4	12.4	3.8	10.2	450x120x140	460x130x150
4LSTm-1316	479	921	4.3	15.3	4.9	11.3	515x120x140	510x130x150
4LSTm-1321	577	1049	5.2	17.6	5.8	12.7	645x120x140	540x130x150
4LSTm-1332	867	1346	7.4	22.2	8.3	15.1	990x120x140	590x130x150
4LST-1305	265	598	2.4	8.9	2.7	7.4	300x120x140	400x130x150
4LST-1308	323	656	2.9	10.2	3.3	8.4	390x120x140	410x130x150
4LST-1311	382	745	3.4	12.1	3.8	9.9	450x120x140	440x130x150
4LST-1316	479	886	4.3	14.0	4.9	10.2	515x120x140	475x130x150
4LST-1321	577	1019	5.2	16.3	5.8	11.3	645x120x140	510x130x150
4LST-1332	867	1331	7.4	21.2	8.3	14.1	990x120x140	570x130x150



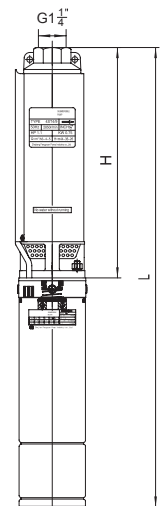
4LST 10

Model	H (mm)	L (mm)	NW (kgs)		Gross weight(kg)		Packing dimension (mm)	
			H	L	Pump Part	Motor Part	Pump Part	Motor Part
4LSTm-1005	257	590	2.4	9.9	2.7	8.6	300x120x140	410x130x150
4LSTm-1007	293	626	2.7	10.2	3.0	8.6	340x120x140	410x130x150
4LSTm-1010	347	700	3.3	11.6	3.7	9.5	390x120x140	420x130x150
4LSTm-1014	419	797	4.0	13.0	4.4	10.2	450x120x140	460x130x150
4LSTm-1020	527	969	5.0	16.0	5.5	11.3	555x120x140	510x130x150
4LSTm-1028	671	1143	6.4	18.8	7.1	12.7	740x120x140	540x130x150
4LSTm-1040	963	1480	9.4	24.2	10.4	15.1	990x120x140	590x130x150
4LST-1005	257	590	2.4	8.9	2.7	7.4	300x120x140	400x130x150
4LST-1007	293	626	2.7	9.2	3.0	7.4	340x120x140	400x130x150
4LST-1010	347	680	3.3	10.6	3.7	8.4	390x120x140	410x130x150
4LST-1014	419	782	4.0	12.7	4.4	9.9	450x120x140	440x130x150
4LST-1020	527	934	5.0	14.7	5.5	10.2	555x120x140	475x130x150
4LST-1028	671	1113	6.4	17.5	7.1	11.3	740x120x140	510x130x150
4LST-1040	963	1465	9.4	23.2	10.4	14.1	990x120x140	570x130x150



4LST 18

Model	H (mm)	L (mm)	NW (kgs)		Gross weight(kg)		Packing dimension (mm)	
			H	L	Pump Part	Motor Part	Pump Part	Motor Part
4LSTm-1805	279	612	2.5	10.0	2.8	8.6	300x120x140	410x130x150
4LSTm-1807	323	676	2.8	11.1	3.1	9.5	390x120x140	420x130x150
4LSTm-1809	367	745	3.2	12.2	3.6	10.2	390x120x140	460x130x150
4LSTm-1814	478	920	4.2	15.2	4.7	11.3	515x120x140	510x130x150
4LSTm-1818	567	1039	4.9	17.3	5.5	12.7	590x120x140	540x130x150
4LSTm-1827	805	1322	6.9	21.7	7.7	15.1	875x120x140	590x130x150
4LST-1805	279	612	2.5	9.0	2.8	7.4	300x120x140	400x130x150
4LST-1807	323	656	2.8	10.1	3.1	8.4	390x120x140	410x130x150
4LST-1809	367	730	3.2	11.9	3.6	9.9	390x120x140	440x130x150
4LST-1814	478	885	4.2	13.9	4.7	10.2	515x120x140	475x130x150
4LST-1818	567	1009	4.9	16.0	5.5	11.3	590x120x140	510x130x150
4LST-1827	805	1307	6.9	20.7	7.7	14.1	875x120x140	570x130x150
* 4LST-1835	1021	1573	9.1	25.7	10.2	16.9	1080x120x140	620x130x150
* 4LST-1848	1309	1911	11.5	30.5	12.8	19.4	1400x120x140	670x130x150

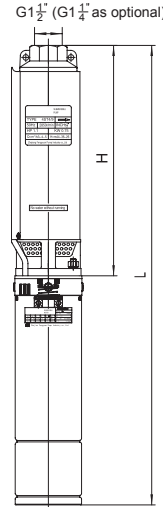


Note: For models that marked * , motor and pump part can't be packaged together.

4LST 25

Model	H (mm)	L (mm)	NW (kgs)		Gross weight(kg)		Packing dimension (mm)	
			H	L	Pump Part	Motor Part	Pump Part	Motor Part
4LSTm-2504	267	600	2.4	9.9	2.7	8.6	300x120x140	410x130x150
4LSTm-2506	317	670	2.8	11.1	3.1	9.5	340x120x140	420x130x150
4LSTm-2508	367	745	3.2	12.2	3.6	10.2	390x120x140	460x130x150
4LSTm-2512	467	909	4.1	15.1	4.6	11.3	515x120x140	510x130x150
4LSTm-2516	567	1039	4.9	17.3	5.5	12.7	590x120x140	540x130x150
4LSTm-2524	805	1322	7.0	21.8	7.8	15.1	875x120x140	590x130x150
4LST-2504	267	600	2.4	8.9	2.7	7.4	300x120x140	400x130x150
4LST-2506	317	650	2.8	10.1	3.1	8.4	340x120x140	410x130x150
4LST-2508	367	730	3.2	11.9	3.6	9.9	390x120x140	440x130x150
4LST-2512	467	874	4.1	13.8	4.6	10.2	515x120x140	475x130x150
4LST-2516	567	1009	4.9	16.0	5.5	11.3	590x120x140	510x130x150
4LST-2524	805	1307	7.0	20.8	7.8	14.1	875x120x140	570x130x150
*4LST-2532	1043	1595	9.3	25.9	10.4	16.9	1080x120x140	620x130x150
*4LST-2544	1343	1945	11.9	30.9	13.3	19.4	1400x120x140	670x130x150

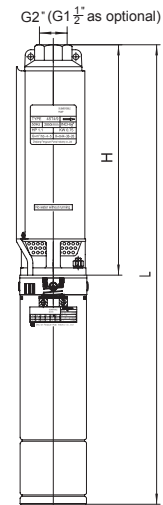
Note: For models that marked * , motor and pump part can't be packaged together.
G1 1/2" outlet as standard, G1 1/4" available as optional.



4LST 35

Model	H (mm)	L (mm)	NW (kgs)		Gross weight(kg)		Packing dimension (mm)	
			H	L	Pump Part	Motor Part	Pump Part	Motor Part
4LSTm-3507	395	773	3.4	12.4	3.8	10.2	450x120x140	460x130x150
4LSTm-3510	488	930	4.2	15.2	4.7	11.3	515x120x140	510x130x150
4LSTm-3514	612	1084	5.2	17.6	5.8	12.7	645x120x140	540x130x150
4LSTm-3520	836	1353	7.1	21.9	7.9	15.1	875x120x140	590x130x150
4LST-3507	395	758	3.4	12.1	3.8	9.9	450x120x140	440x130x150
4LST-3510	488	895	4.2	13.9	4.7	10.2	515x120x140	475x130x150
4LST-3514	612	1054	5.2	16.3	5.8	11.3	645x120x140	510x130x150
4LST-3520	836	1338	7.1	20.9	7.9	14.1	875x120x140	570x130x150
*4LST-3527	1053	1605	8.9	25.5	10.0	16.9	1080x120x140	620x130x150
*4LST-3536	1370	1972	11.8	30.8	13.2	19.4	1400x120x140	670x130x150
*4LST-3549	1849	2595	15.7	43.0	17.6	27.8	1880x120x140	800x130x150

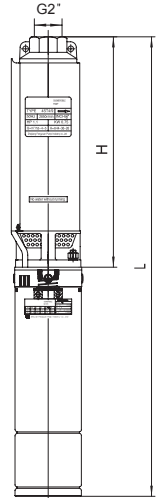
Note: For models that marked * , motor and pump part can't be packaged together.
G2" outlet as standard, G1 1/2" available as optional.



4LST 40

Model	H (mm)	L (mm)	NW (kgs)		Gross weight(kg)		Packing dimension (mm)	
			H	L	Pump Part	Motor Part	Pump Part	Motor Part
4LSTm-4004	302	680	2.6	11.6	2.9	10.2	340x120x140	460x130x150
4LSTm-4006	364	806	3.2	14.2	3.6	11.3	390x120x140	510x130x150
4LSTm-4008	426	898	3.7	16.1	4.1	12.7	450x120x140	540x130x150
4LSTm-4013	581	1098	5.0	19.8	5.6	15.1	645x120x140	590x130x150
4LST-4004	302	665	2.6	11.3	2.9	9.9	340x120x140	440x130x150
4LST-4006	364	771	3.2	12.9	3.6	10.2	390x120x140	475x130x150
4LST-4008	426	868	3.7	14.8	4.1	11.3	450x120x140	510x130x150
4LST-4013	581	1083	5.0	18.8	5.6	14.1	645x120x140	570x130x150
4LST-4017	743	1295	6.3	22.9	7.1	16.9	780x120x140	620x130x150
4LST-4023	929	1531	7.9	26.9	8.8	19.4	990x120x140	670x130x150
*4LST-4032	1246	1992	10.7	38.0	12.0	27.8	1310x120x140	800x130x150

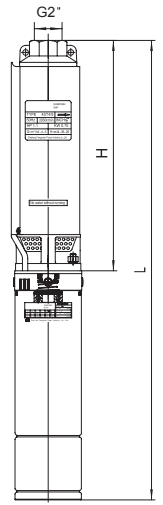
Note: For models that marked * , motor and pump part can't be packaged together.



4LST 55

Model	H (mm)	L (mm)	NW (kgs)		Gross weight(kg)		Packing dimension (mm)	
			H	L	Pump Part	Motor Part	Pump Part	Motor Part
4LSTm-5507	490	932	4.2	15.2	4.7	11.3	515x120x140	510x130x150
4LSTm-5510	623	1095	5.3	17.7	5.9	12.7	645x120x140	540x130x150
4LSTm-5514	839	1356	7.0	21.8	7.8	15.1	875x120x140	590x130x150
4LST-5507	490	897	4.2	13.9	4.7	10.2	515x120x140	475x130x150
4LST-5510	623	1065	5.3	16.4	5.9	11.3	645x120x140	510x130x150
4LST-5514	839	1341	7.0	20.8	7.8	14.1	875x120x140	570x130x150
4LST-5518	1017	1569	8.5	25.1	9.5	16.9	1080x120x140	620x130x150
*4LST-5524	1284	1886	10.7	29.7	12.0	19.4	1310x120x140	670x130x150
*4LST-5532	1751	2500	14.7	42.0	16.5	27.8	1880x120x140	800x130x150

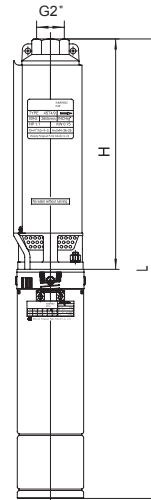
Note: For models that marked * , motor and pump part can't be packaged together.



4LST 60

Model	H (mm)	L (mm)	NW (kgs)		Gross weight(kg)		Packing dimension (mm)	
			H	L	Pump Part	Motor Part	Pump Part	Motor Part
4LSTm-6007	542	1014	4.5	16.9	5.1	12.7	590×120×140	540×130×150
4LSTm-6010	698	1215	5.8	20.6	6.5	15.1	740×120×140	590×130×150
4LST-6007	542	984	4.5	15.6	5.1	11.3	590×120×140	510×130×150
4LST-6010	698	1200	5.8	19.6	6.5	14.1	740×120×140	570×130×150
4LST-6014	944	1496	7.8	24.4	8.7	16.9	990×120×140	620×130×150
*4LST-6019	1204	1806	9.9	28.9	11.1	19.4	1260×120×140	670×130×150
*4LST-6026	1682	2428	13.9	41.2	15.6	27.8	1720×120×140	800×130×150
*4LST-6034	2098	2951	17.3	48.7	19.3	32.0	2130×120×140	900×130×150

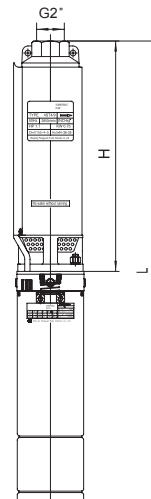
Note: For models that marked *, motor and pump part can't be packaged together.



4LST 80

Model	H (mm)	L (mm)	NW (kgs)		Gross weight(kg)		Packing dimension (mm)	
			H	L	Pump Part	Motor Part	Pump Part	Motor Part
4LSTm-8008	680	1197	5.7	20.5	6.4	15.1	740×120×140	570×130×150
4LST-8008	680	1182	5.7	19.5	6.4	14.1	740×120×140	570×130×150
4LST-8011	883	1435	7.2	23.8	8.1	16.9	990×120×140	620×130×150
*4LST-8015	1153	1755	9.3	28.3	10.5	19.4	1230×120×140	670×130×150
*4LST-8020	1528	2274	12.6	39.9	14.1	27.8	1560×120×140	800×130×150
*4LST-8028	2068	2921	16.7	48.1	18.8	32.0	2130×120×140	900×130×150

Note: For models that marked *, motor and pump part can't be packaged together.



4LST

Features

- Oil filled electric motor for 4" borehole pumps
- Mounting flange in compliance with NEMA standards
- Rubber diaphragms inside, protect the motor from high pressure and oil expansion caused volume variation
- Watertight cable prevents capillary action and protects against moisture

Operating Condition

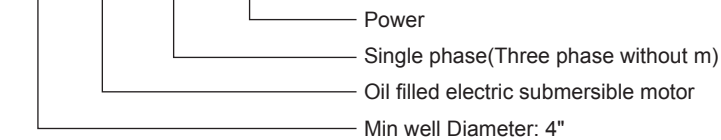
- Max. immersion: 150m
- Max. water temperature: +35
- Max. chlorine content: 400 mg/L
- PH value: 6.5~8.0
- Max. solid content: 0.1%
- Max. re-start frequency: 30 times/hour
- Voltage variation: within 10%

General Specification

- Protection class: IP68
- Insulation class: F
- **Single-Phase:** 220V±10% 50Hz
- **Three-Phase:** 380V±10% 50Hz
- Power range:
Single-Phase: 0.37kW(0.5 HP) - 2.2kW(3HP)
Three-Phase: 0.37kW(0.5 HP) - 7.5kW(10HP)
- Start control box & digital auto-control box available on request

Identification Codes

4 LST m 0.37



Material Table

Item No.	Part Name	Material
1	Cable	
2	O-ring	NBR
3	Bearing	Bearing Ball Bearing
4	Stator	
5	Rotor	Shaft : AISI 304SS
6	Bearing house	Aluminum
7	Pressure regulator	NBR
8	End plate	ABS
9	Sand guard	NBR
10	Cap	AISI304SS
11	Upper support	Cast Iron
12	Mechanical seal	Carbon - Ceramic
13	Guard ring	Plastic
14	Motor casing	AISI304SS
15	Bearing	Angular contact bearing
16	End cover	AISI304SS

